

2010年度 普連土学園中学入学試験 1次解答
2010年2月1日実施

1 (1) 5

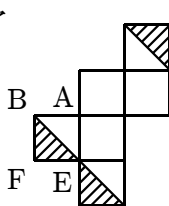
(2) 0.05

(3) $\frac{7}{10}$

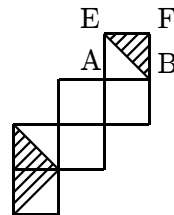
2

(1) 5.7 cm

(2) ア



イ



3

① 9 (秒)

② 4 (秒)

③ 13.75 (秒)

④ 9 (秒)

⑤ イ

⑥ 22 (秒)

⑦ 3 (回)

⑧ 1 (回)

⑨ 4 (回)

(⑩, ⑪, ⑫) = (1, 0, 3), (⑬, ⑭, ⑮) = (0, 2, 2)

または

(⑩, ⑪, ⑫) = (0, 2, 2), (⑬, ⑭, ⑮) = (1, 0, 3)

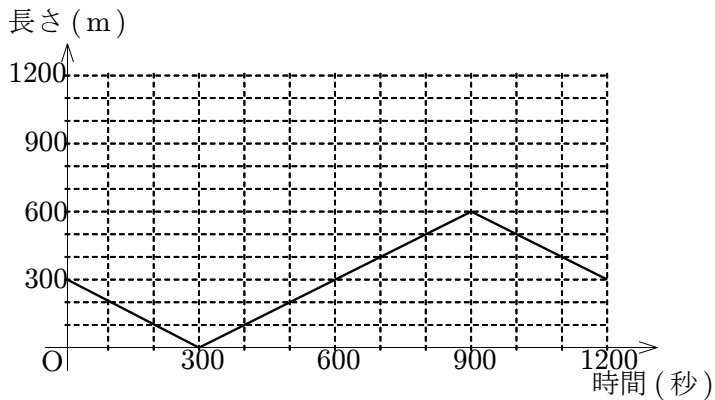
4

① 300 (秒)

② 600

③ 600

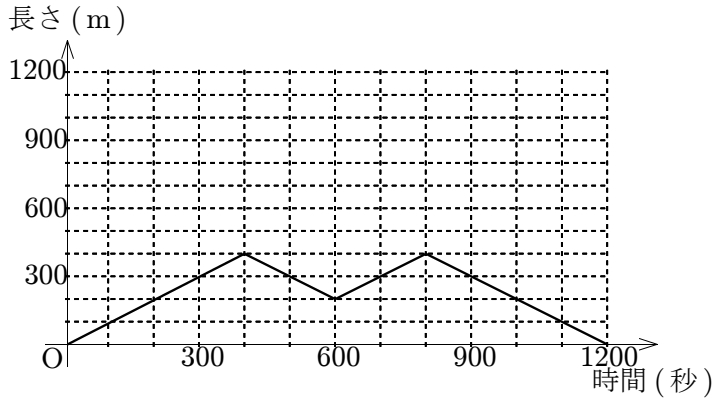
④



⑤ 300 (m)

⑥ 200 (m)

⑦



⑧ 300 (m)

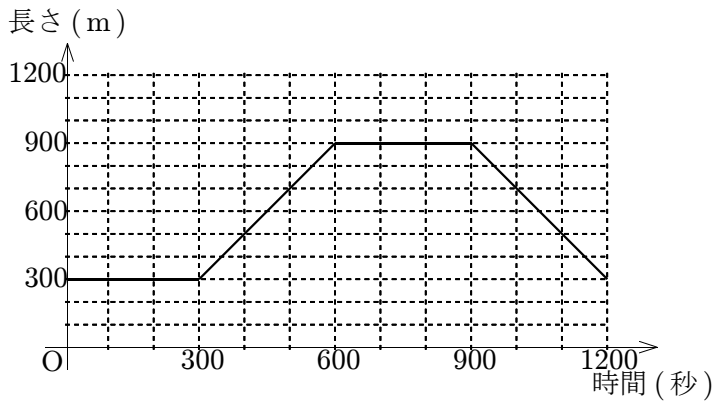
⑨ 300 (m)

⑩ 300 (秒)

⑪ 600

⑫ 900

⑬



⑭ 300

⑮ 400

⑯ 500

⑰ 900